

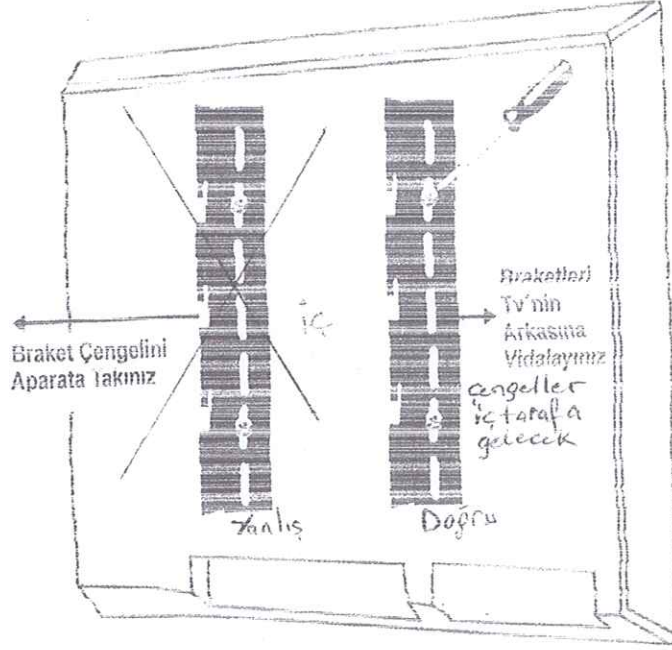
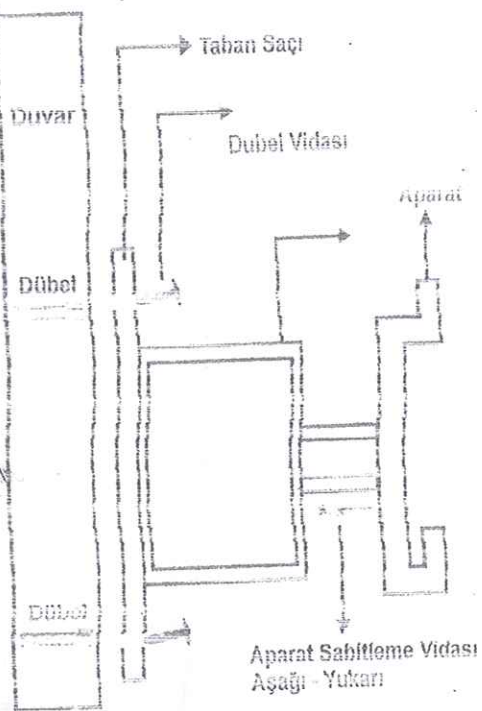
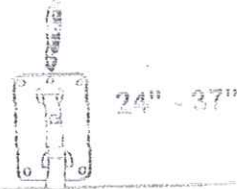
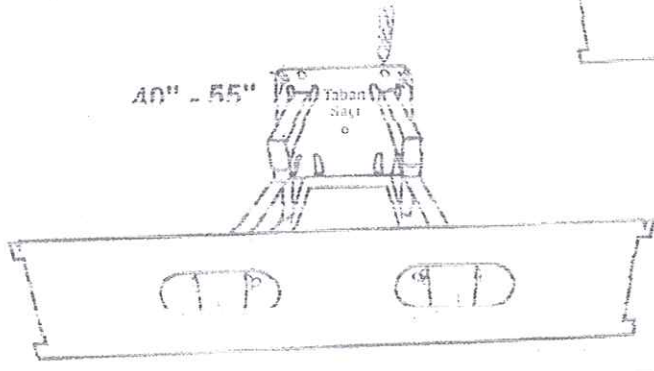
# MONTAJ KILAVUZU

1-) İşaretleyiniz


2-) Deliniz

3-) Dübelleri Çakınız (İçteki deliklerden)

4-) Taban Sağını Vidalayınız



## BAĞLANTI ELEMANI LİSTESİ



1-) Dübel x 4



2-) Dübel Vidası x 4



3-) Metrik 5 x 15 = 4



4-) Metrik 6 x 15 = 4



5-) Rondel x 4

6-) Braket x 2



7-) Emniyet Plastik  
Takoza x 2